

# Nanovario Owner's Manual

## Mounting

The Nanovario comes with an adhesive Velcro strip to allow for mounting on a helmet. It is recommended that you position the Velcro such that it does not obscure the flight profile selection dial.

After cleaning your helmet thoroughly and allowing to dry, apply the Velcro to your helmet and rub to ensure there is a tight bond. To use, loop the lanyard through one of your helmet straps and attach the vario to your helmet.

If you purchased a harness/flanged mount, you will need to remove the standard mount before using. Use a Phillips screwdriver to remove the two screws on the back of the case and attach the flanged mount.

## Flight Profiles Decal

Your Nanovario comes with a decal that summarizes the profile groups. The decal is designed to be mounted either on the side or back of the Nanovario. If you are using Velcro, you may want to apply it to the side of the enclosure instead of the back.

## Flight Profiles

Flight profiles allow you to adjust your Nanovario based on the current flying conditions and your personal preferences. By adjusting the threshold at which an audio response is triggered, the vario will be able to provide more useful feedback in various conditions.

## Profile Groups

Profiles 1-8 offer a faster response. Profiles A-H use an averaging algorithm to produce a smoother response. Which profile to select depends largely on personal preference.

The Nanovario has uses three distinct tones to indicate your rate ascent or descent:

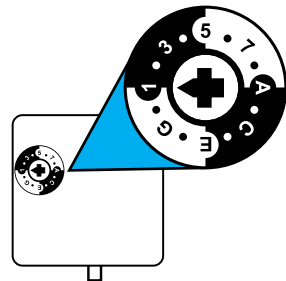
**Climb tone** - The climb tone plays in stronger lift, or at a rate of ascent of at least +10cm/s. The threshold can be increased to +20cm/s by selecting profile 5-8 or E-H.

**Thermalsense™** - If enabled, the Thermalsense heart beat tone begins playing when you're descending slowly until you start to climb.

**Sink Alarm** - If enabled, the sink alarm begins playing at -250cm/s. By default, the skin alarm is enabled, but it can be disabled.

## Volume Adjustment

The Nanovario ships with the volume adjustment dial on full volume. If you wish to lower the volume, use a 3/32" (2.4mm) slotted screw driver and *gently* turn the dial in a clockwise direction.



flight profile adjustment dial. Profile "1" selected.

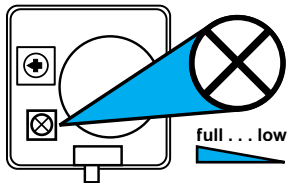
## Flight Profile Details

all units in cm/s

FASTER RESPONSE (1-8)	1	2	3	4	5	6	7	8
SMOOTHER RESPONSE (A-H) <i>(averaging algorithm applied)</i>	A	B	C	D	E	F	G	H
	<i>recommended for lighter conditions</i>				<i>recommended for strong conditions</i>			
CLIMB THRESHOLD	+10				+20			
THERMALSENSE™ THRESHOLD	OFF	-30	-90	-130	OFF	-20	-80	-120
SINK ALARM THRESHOLD	-250				-400			
BEEPS <i>(less frequent - more frequent)</i>	.	..	...	....	.	..	...	....

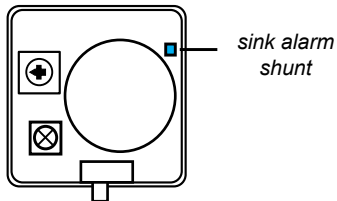
## Care & Maintenance

When you are done flying, store your Nanovario indoors in a dry place. If the device comes in contact with water, turn it off and allow it to dry for at least 24 hours before turning it on again.



## Disabling the Sink Alarm

The sink alarm can be disabled by removing the sink alarm shunt. Remove the shunt by grasping the shunt on its sides with a pair of tweezers and pulling straight up. Store the shunt in a safe place should you decide to re-enable the sink alarm.



## Changing the Battery

The Nanovario takes standard CR2032 size batteries. To change the battery, first remove the back of the case using a #2 Phillips screwdriver.

To remove the battery, press a small screwdriver or credit card into the gap near gold clip and side of battery older. The battery should pop out with very little pressure.

When inserting the new battery, ensure that the positive side marked “+” is facing upwards.

### WARRANTY INFORMATION

#### Exclusions and Limitations

This Limited Warranty applies only to the Product manufactured by or for Techrhythm that can be identified by the “Techrhythm” trademark, trade name, or logo affixed to it. The Limited Warranty does not apply to any (a) Techrhythm products and services other than the Product, (b) non-Techrhythm hardware product, (c) consumables (such as batteries), or (d) software, even if packaged

or sold with the Product or embedded in the Product. Refer to the licenses accompanying the software for details of your rights with respect to its use.

Techrhythm does not warrant that the operation of the Product will be uninterrupted or error-free. Techrhythm is not responsible for damage arising from failure to follow instructions relating to the Product’s use.

This warranty does not apply to a Product or part of the Product that has been altered or modified (e.g., to alter functionality or capability) by anyone who is not a representative of Techrhythm or if the Product is inserted or installed in a casing not provided by Techrhythm. In addition, this Limited Warranty does not apply: (a) to damage caused by use with non-Techrhythm products; (b) to damage caused by accident, abuse, misuse, flood, fire, earthquake or other external causes; (c) to damage caused by operating the Product outside the permitted or intended uses described by Techrhythm or with improper battery or battery installation; or (d) to damage caused by service (including upgrades and expansions) performed by anyone who is not a representative of Techrhythm. Recovery and reinstallation of firmware are not covered under this Limited Warranty. This Limited Warranty does not cover the cost of returning the Product to Techrhythm; this is your responsibility.

No Techrhythm reseller, agent, or employee is authorized to make any modification, extension, or addition to this Limited Warranty. If any term is held to be illegal or unenforceable, the legality or enforceability of the remaining terms shall not be affected or impaired.

#### Implied Warranties

EXCEPT TO THE EXTENT PROHIBITED BY APPLICABLE LAW, ALL IMPLIED WARRANTIES (INCLUDING WARRANTIES OF MERCHANTABILITY AND FITNESS FOR A PARTICULAR PURPOSE) SHALL BE LIMITED IN DURATION TO THE DURATION OF THIS LIMITED WARRANTY.

#### Limitation of Damages

EXCEPT TO THE EXTENT PROHIBITED BY APPLICABLE LAW, Techrhythm SHALL NOT BE LIABLE FOR ANY INCIDENTAL, INDIRECT, SPECIAL, OR CONSEQUENTIAL DAMAGES RESULTING FROM ANY BREACH OF EXPRESS OR IMPLIED WARRANTY OR CONDITION, OR UNDER ANY OTHER LEGAL THEORY.

#### Consumer Protection

Some states do not allow the exclusion or limitation of incidental or consequential damages, or allow limitations on how long an implied warranty lasts, so the above limitations or exclusions may not apply to you. This warranty gives you specific legal rights, and you may also have other rights that vary by state to state.

#### WARRANTY COVERAGE

Techrhythm Inc (“Techrhythm”) warrants the Flyte Park Nanovario (“Product”) against defects in materials and workmanship under normal use for a period of ONE (1) YEAR from the date of retail purchase by the original end-user purchaser (“Warranty Period”). If a hardware defect arises and a valid claim is received within the Warranty Period, at its option, Techrhythm will either (1) repair the hardware defect at no charge, using new or refurbished replacement parts, or (2) exchange the product with a product that is new or which has

been manufactured from new or serviceable used parts and is at least functionally equivalent to the original product, or (3) refund the purchase price of the product.

In the event of a defect, to the extent permitted by law, these are your sole and exclusive remedies. A replacement Product or part assumes the remaining warranty of the original Product or ninety (90) days from the date of replacement or repair, whichever is longer.

Techrhythm does not warrant that the operation of the product will be uninterrupted or error-free. Techrhythm is not responsible for damage arising from failure to follow instructions relating to the product’s use.

#### Instructions to Obtain Warranty Service:

To obtain warranty service, you must deliver the Product, freight prepaid, in either its original packaging or packaging providing an equal degree of protection, to the address specified by Techrhythm. In accordance with applicable law, Techrhythm may require that you furnish proof of purchase details and/or comply with registration requirements before receiving warranty service. It is your responsibility to backup any data, software, or other materials you may have stored or preserved on the Product. It is likely that such data, software, or other materials will be lost or reformatted during service, and Techrhythm will not be responsible for any such damage or loss.

For specific instructions on how to obtain warranty service on your Product, contact us through [www.flytepark.com](http://www.flytepark.com).

